

ProGlider®

US

RX ONLY
FOR DENTAL USE ONLY

DIRECTIONS FOR USE

ROTARY GLIDE PATH FILE

0) COMPOSITION

A ProGlider® instrument is made with M-Wire®, a nickel-titanium alloy.

1) INDICATIONS FOR USE

A ProGlider® file is used in endodontic treatment to expand the glide path in preparation for mechanized NiTi files.

These instruments are to be used only by licensed clinicians.

2) CONTRAINDICATIONS

None known.

3) WARNINGS

- The use of a rubber dam system is recommended.
- ProGlider® is provided sterile and is intended for single use only.

4) PRECAUTIONS







- A ProGlider® file is a single use device. Multiple uses may cause stress to the file and can lead to file separation.
- Exercise caution in canals that divide, and/or exhibit abrupt curvatures or recurvatures.
- For your own safety, wear personal protective equipment (gloves, glasses, mask).
- Irrigate the root canal copiously and frequently during the procedure.
- Lubricants such as ProLube® Root Canal Conditioner are recommended.
- Before using ProGlider®, explore the canal up to a .010 Lexicon® K-file.
- ProGlider® should be used with an endodontic motor, at a speed of 300 rpm with light apical pressure, and set at 2-5.2 Ncm for torque control.
- Clean flutes frequently and check for signs of distortion or wear.
- A ProGlider® instrument should be used in clockwise rotary motion only.
- Use ProGlider® to follow the canal until working length is achieved.

5) ADVERSE REACTIONS

None known.

6) STEP BY STEP INSTRUCTIONS

- 1) Prepare straightline access to canal orifice.
- 2) Explore the canal up to a .010 K-file.
- 3) Establish working length with an apex locator, alone or in combination with a radiograph. Confirm patency with a .010 K-file and verify a smooth, reproducible glide path.
- 4) Irrigate.
- 5) Use ProGlider® in one or more passes until the full working length is reached.
- 6) Irrigate the expanded glide path.
- 7) Reconfirm the working length with a .010 K-file before shaping the canal with a mechanized NiTi files (such as ProTaper Next®, ProTaper Gold® or Vortex Blue® Rotary files).

Symbols	US
	For single use only
	Caution: see directions for use
	Nonreturnable if seal is broken
	Do not use if package damaged
	Sterilized by radiation
	Nickel titanium

Manufactured for:

DENTSPLY Tulsa Dental Specialties
DENTSPLY International, Inc.
608 Rolling Hills Dr.
Johnson City, TN 37604
Phone: 1-800-662-1202
Fax: 1-800-597-2779
dentsplysirona.com
Made in USA

