



Seeing is believing

Scanning, analysis and
consultation with CEREC Ortho

[CERECortho.com](https://www.CERECortho.com)

THE DENTAL
SOLUTIONS
COMPANY™

 **Dentsply
Sirona**

Orthodontics today – The future is now

Have you ever made diagnoses on the basis of analog x-rays? At that time, it may have been unusual for you to look at an x-ray on the screen for the first time. But could you work without digital imaging today? You wouldn't dream of doing your billing and correspondence on a typewriter now either. The question today is no longer whether your practice works digitally, but to what extent? Dentsply Sirona offers you many possibilities for modern treatment methods and accompanies you step by step on your individual journey into digital orthodontics.




Scan, analysis, consultation – all in one appointment with CEREC Ortho

The starting point for many workflows is taking a digital impression with an intraoral scanner. Patients are impressed to see their models on the screen. But why stop here? With Primescan and CEREC Ortho, patient visits continue with even more impressive digital technology.



1 Scan

Start digital workflows with Primescan. Our latest intraoral scanner delivers highly accurate models faster than conventional impressions. The scan is easy to take and far more comfortable for your patient.



2 Analysis

With just a few clicks in the CEREC Ortho Software, the integrated model analysis provides you with valuable information for your diagnosis. This is so fast and easy that this step can be performed within minutes after finishing the scan.



3 Simulation

CEREC Ortho Software supports you visually during your consultation. With the integrated treatment simulation, you can show your patients a possible outcome of the treatment directly after the scan.

Primescan – Enjoy the scan

An excellent choice for outstanding results: Primescan is your perfect starting point into digital orthodontics. This intraoral scanner impresses with enormous performance and is particularly easy to use.

Speed

Primescan can capture deep volumes and steep surfaces thanks to dynamic depth scan technology, and provides accurate digital full-arch models in record time. In two to three minutes, both jaws are scanned, the bite is captured and the model is calculated.

Accuracy

The innovative Smart Pixel Sensor processes more than 1,000,000 3D points per second, producing photo-realistic and highly accurate data. In certain aspects, Primescan was viewed as the most accurate among the tested intraoral scanners that were compared in an in-vitro study*.


Usability

Scanning with Primescan is easy and intuitive. Even inexperienced users can quickly achieve impressive results.

* Ender et al, Accuracy of complete- and partial-arch impressions of actual intraoral scanning systems in-vitro, Int J Comput Dent 2019; 22(1): 11-19; in the peer group of intraoral scanners, which did not cover several systems commercially available today, Primescan showed the best median and mean values across complete arch, anterior and posterior segments, few statistical limitations apply.



Primescan is not only fast and accurate, but also extremely easy to use – ideal for delegating.



Dynamic Depth Scanning Technology enables perfect sharpness at a depth of up to 20 mm.

Patented technology captures and processes more data in less time.

High-precision Smart Pixel Sensor enables fast and easy scanning of all intraoral surfaces and materials.

Artificial intelligence automatically removes undesired soft tissue from the scan.

Large field of view for fast data capturing.

dentsplysirona.com/primescan – Visit our website and learn more about Primescan.

Acquisition Center



Touch screen with anti-reflective surface

Enables natural and intuitive SW operation.

Kinematics for flexibility

Large screen can be moved in all directions for perfect ergonomics.

Intuitive Touchpad

Gesture control with all Windows 10 gestures.

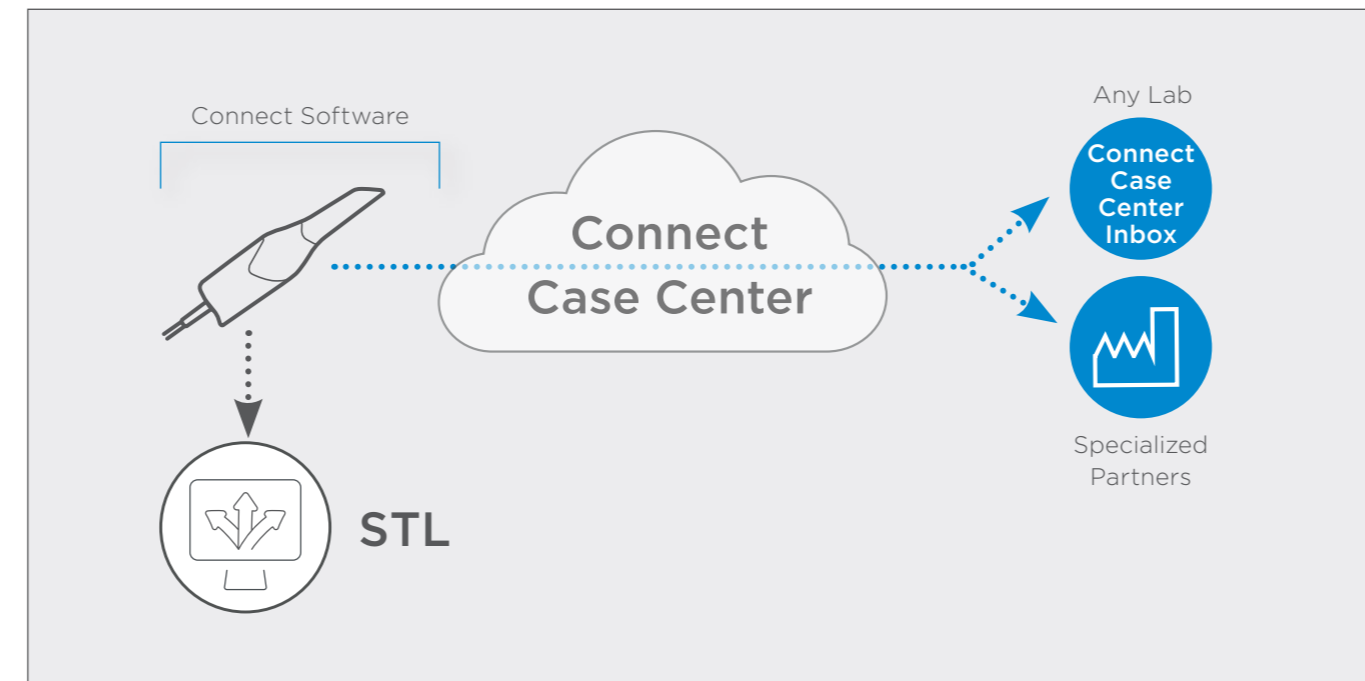
Smooth surface, very few gaps

Easy to clean and disinfect.

More than 60 minutes battery life in operation, 4 hours in stand-by mode

Full mobility within the practice and during treatment without an external power source.

Just scan and send with Connect Software



Connect Software

The free Connect software is included in the standard configuration and enables an STL export or secure and convenient transmission via the Connect Case Center to a service provider of your choice.

Easy, no strings attached access with Connect Software

Every Primescan AC comes with Connect software for simple output of the calculated model directly as an STL file, the most common 3D format. There are no additional costs, license or export fees for the Connect software and updates are free of charge.

Connect Case Center - Secure and convenient

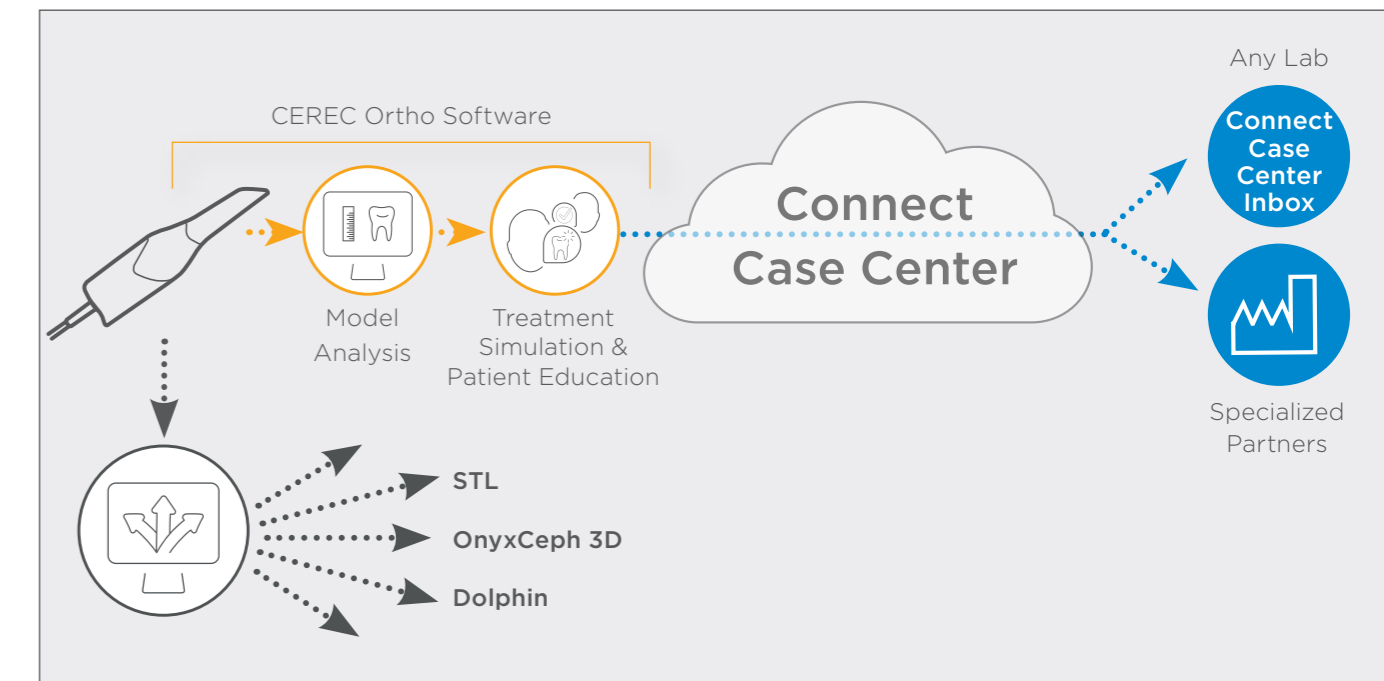
Send your case with a simple click through our portal - Connect Case Center, which is available to you at no additional cost. Cases are securely sent directly from the Connect or CEREC Ortho software to affiliated service providers.

So that partners remain partners - the Connect Case Center Inbox

Are you working with an external partner who is not yet connected to the Connect Case Center? No problem: all labs have easy access to our portal through software called Inbox. As an added benefit, each Primescan AC comes with a free Inbox license, which you can pass on to your laboratory partner.

dentsplysirona.com/connect - Learn more about digital impressions and visit our website.

Simply do more with CEREC Ortho Software



CEREC Ortho Software

The CEREC Ortho software is available as an option. You can use it to add bases to digital models, perform model analysis or simulate a possible treatment outcome for your patients. Everything is so quick and easy that it can be done in the same appointment as the scan.

Optional part of your workflow: optimal data protection with Hub

Smooth data transmission, simplified workflows and optimal data backup

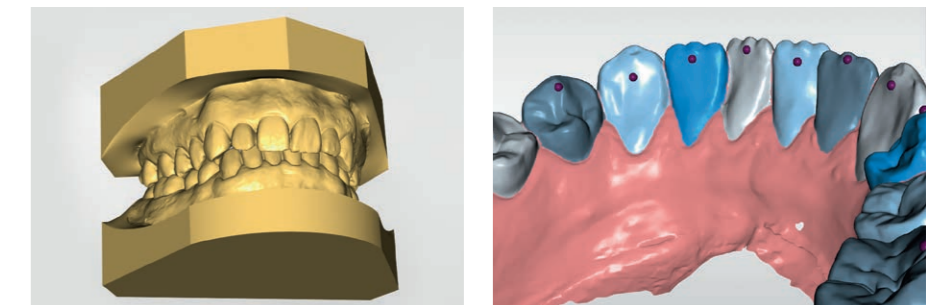
If you work with multiple acquisition units, Hub is the ideal choice for you: With Hub, cases are synchronized on all compatible devices, which means that you don't have to re-create or transfer them from device to device. Hub creates dual backups for intelligent protection against data loss. Furthermore, data saved on Hub is encrypted so securely that even our technicians wouldn't be able to access it against your will. Hub bans the threat of theft or misuse - securely protecting your patients' privacy.



dentsplysirona.com/hub

Professional tools for professional users

The CEREC Ortho Software is an optional application that allows you to do more than just scan. With just a few clicks, you can create a comprehensive model analysis that supports your diagnosis. The integrated treatment simulation automatically offers a possible outcome for your treatment – ideal for patient consultation. Both are so fast and simple that it can be delegated to your assistant and be available at the end of the scan appointment.



Easily add a base to your models

Think about the future and archive your models digitally. Adding a base to models is done in no time. Select the desired base shape and intuitively adjust the dimensions. Patient name and scan date are automatically engraved, creating a digital model you can archive for patient records, thus eliminating the need for physical models that need to be created and stored.

Model segmentation

In order to measure or move teeth, they must first be separated individually from the overall model. This is particularly easy with the CEREC Ortho software. You – or your assistant – simply mark the teeth with one click. The software automatically recognizes them and segments them for further steps.

cerecortho.com – Find out more about professional tools for orthodontists on our website.

The movable touch screen of the Primescan AC allows ergonomic and intuitive operation.

Your mobile work station – The Acquisition Center

Superior ergonomics and design

The modern, elegant design of the Primescan AC meets the highest esthetic and functional standards. The large touchscreen with glass surface can be moved in all directions to enable ergonomic work in every position as well as comfortable patient communication. Use touchscreen gestures to naturally and intuitively operate the software. The smooth surfaces of the acquisition unit are particularly easy to clean and disinfect. In contrast to a regular laptop, Primescan AC may be placed right next to the patient as it is an approved medical device.

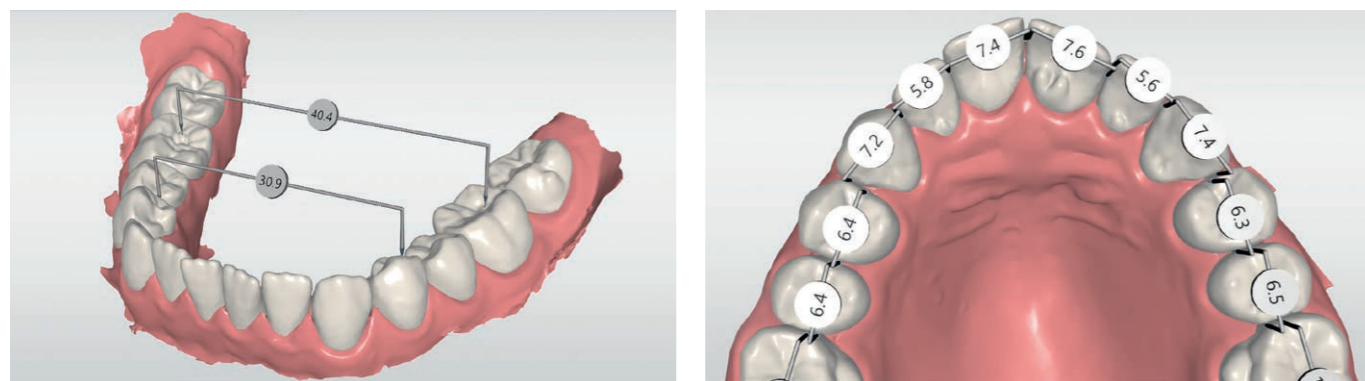
Secure your Primescan AC with CEREC Club

Secure your investment and add the CEREC Club's Scanner Package within 30 days after your purchase. For a low monthly fee, you will receive an extended warranty for your Primescan AC acquisition unit. During the warranty term of either three or six years, you can also enjoy support from select experts. And best of all: Should you purchase further CAD/CAM products from Dentsply Sirona in the future, the club coverage will grow with your inventory.

The perfect extension for patient education: The CEREC Ortho software provides a comprehensive analysis and a simulation of a possible treatment outcome directly after the scan.

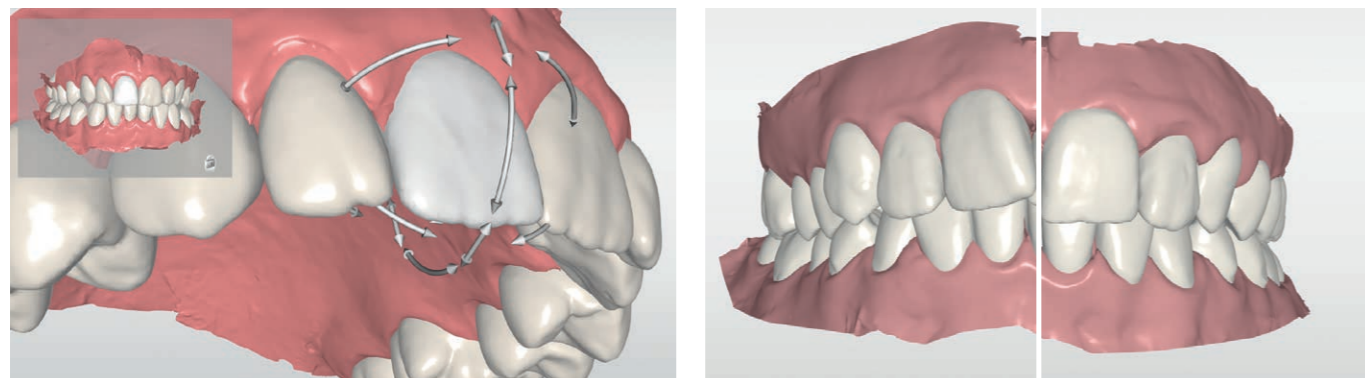
Supports you in diagnosis: The model analysis

The CEREC Ortho software enables you to perform a comprehensive model analysis in no time at all. No pencil or slide ruler required. You benefit from our many years of experience in digital dentistry. The artificial intelligence automatically finds anatomical landmarks and measuring points. All that is required from you is a quick visual check, and you have information on Angle class, Bolton index, overjet, overbite, transversal distances, Nance space analysis, and symmetry.



Seeing is believing – patient consultation with visual support










Seeing their own scan on the screen still impresses patients. Go one step further and show them where the journey is headed. CEREC Ortho Software automatically aligns teeth and displays a possible result that you can manually adjust as you wish, including simulating extractions. Clearly show your patients a plan for their treatment with their own dentition through an organized interactive presentation, not plastic models or other patients' cases.

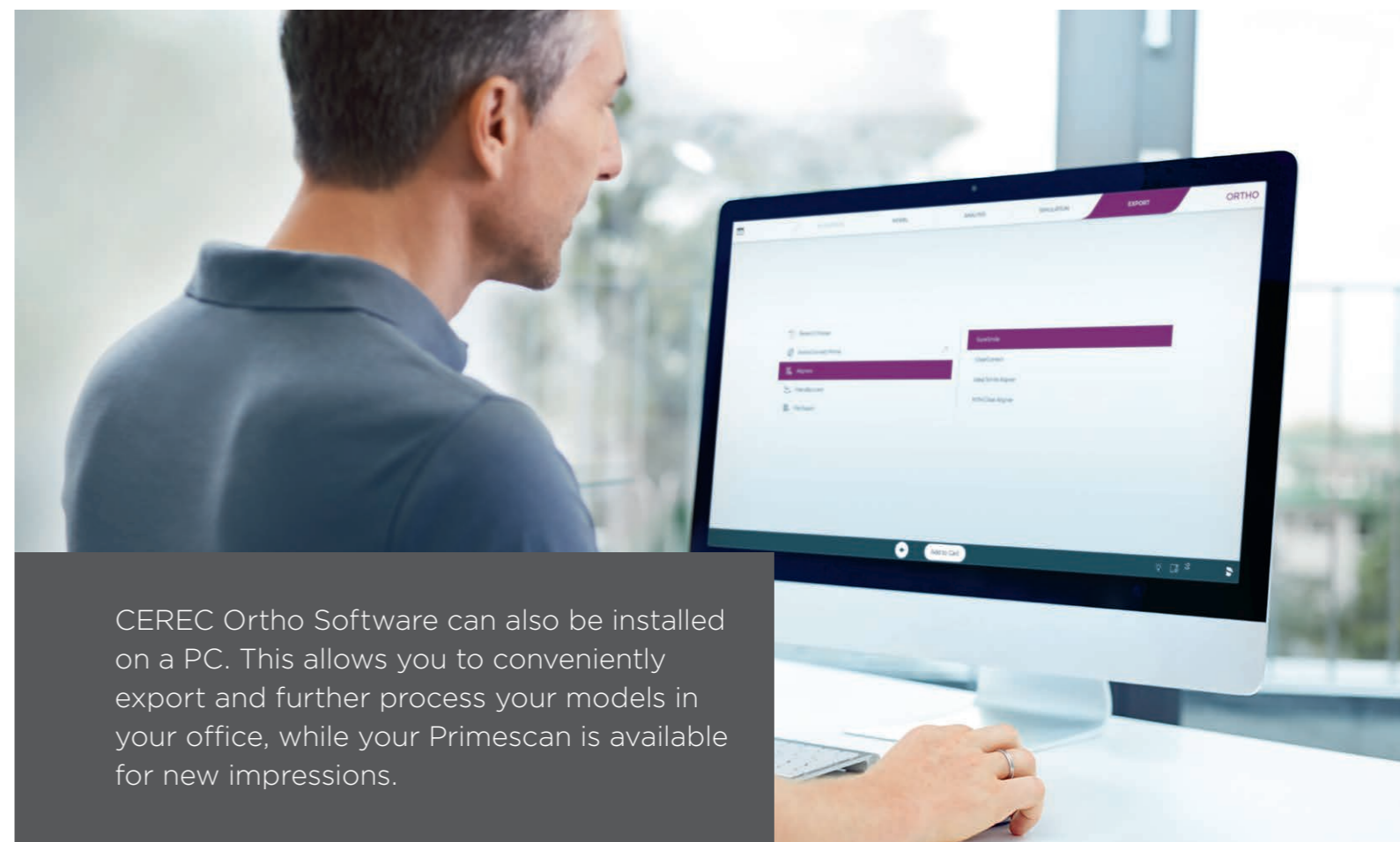


cerecortho.com - Details on supporting orthodontic workflows can be found on our website.

Digital workflows with CEREC Ortho

As soon as you and your patients have decided on their treatment, the desired appliance can be produced. Whether processing internally or sending to external service providers: with Primescan and CEREC Ortho, you have virtually unlimited possibilities.

 Open	 Validated	 Seamless
<p>The digital models can be exported in the common STL format. This gives you maximum flexibility, regardless of whether you process the data locally or make it available to a service provider of your choice.</p>	<p>We can do more than open. Versatile data formats, validated processes and secure transmission channels.</p>	<p>If you opt for a pure Dentsply Sirona workflow, you are on the safe side. You benefit from seamless interfaces and have the peace of mind of getting everything from a single source.</p>
  	 	



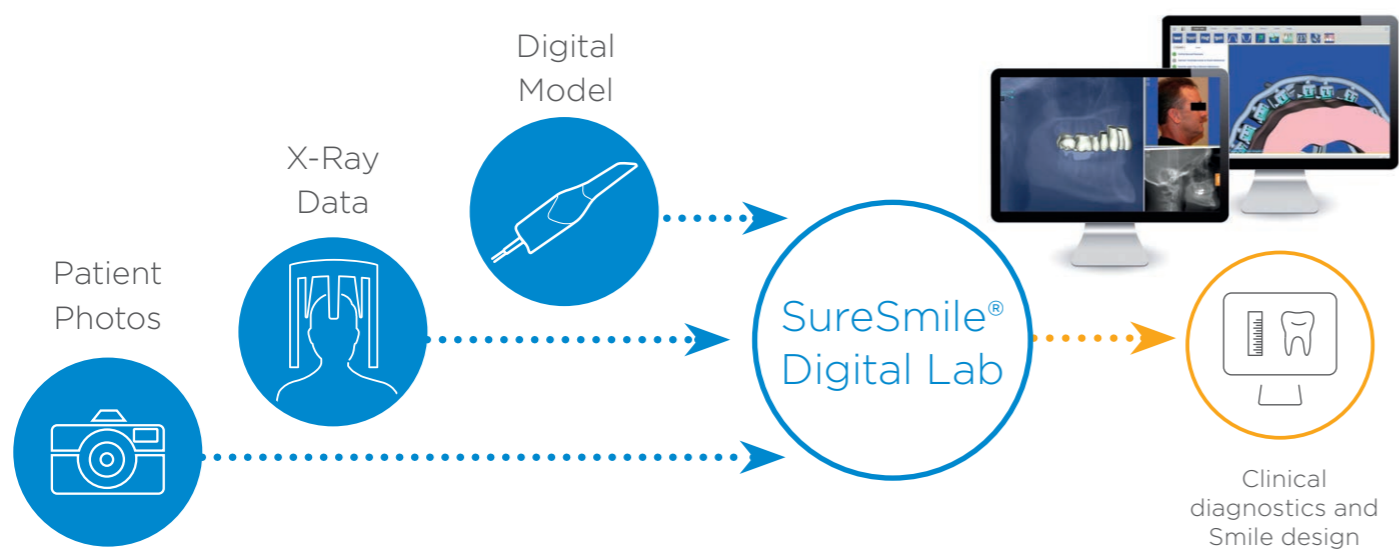
CEREC Ortho Software can also be installed on a PC. This allows you to conveniently export and further process your models in your office, while your Primescan is available for new impressions.

SureSmile® – The digital world of orthodontics

Dentsply Sirona opens up digital workflows for the ideal smile – from digital X-rays and digital impressions to digital treatment. The SureSmile® platform offers you the full range of orthodontic treatment options. It is based on clinically proven treatment planning and state-of-the-art manufacturing, where the clinician has full control at all times. Be it with aligners from the complete service, in-house manufactured aligners, indirect bonding or robotically bent custom archwires – with SureSmile® you are always in the driver seat.

SureSmile® – Clinical Knowhow in your hand

You have access to SureSmile®'s extensive product range with the cloud-based SureSmile® software. It enables controlled tooth movements, simulations and consideration of alternative treatment options in real time and from anywhere. The unique combination* of X-ray data, digital impressions and patient images enables predictable clinical results. Give your patients the smile they want in the best way possible.



* In conjunction with a treatment plan created by the SureSmile® Digital Lab.



SureSmile® Aligners

With SureSmile® Aligners, you give your patients a new, healthy smile without brackets. Treatment is planned by the SureSmile® Digital Lab, which has more than 15 years of experience in digital orthodontic treatment planning. Predictable, reliable, stable and esthetically optimal results are ensured by including patient photos and X-ray data in treatment planning. The aligners are manufactured using state-of-the-art technology and high-quality materials. The highly elastic aligners fit exactly, are almost invisible and are particularly comfortable thanks to laser-cut edges.



[suresmile.com](https://www.suresmile.com) – Enter the world of SureSmile® and visit our website.




In-House Aligners with SureSmile®

SureSmile® Aligners is an unrivalled aligner system. With SureSmile® you can do more. Decide for yourself if you want to bring parts of the workflow into your practice. Treatment planning, staging, model printing or aligner production can be done by the SureSmile® Digital Lab or in your practice. All this makes it your complete in-house aligner, with all the flexibility you could want.



SureSmile® IDB

Digital orthodontics also makes bracket treatment more efficient: Position on the screen and transfer with high precision and in one step with SureSmile® IDB. The innovative transfer tray is easily accessible for removing excess composite.



SureSmile® Archwires

Perfect and fast finishing of your labial or lingual bracket treatment can be achieved with our SureSmile® Archwires. You plan an ideal setup in the SureSmile® software and a high-tech bending robot produces patient-specific wire arches for you from high-quality alloys such as NiTi or CuNiTi.



Digital orthodontics opens up a world of possibilities for you. From the digital impression to the finished appliance. Whether you treat with aligners or brackets, Dentsply Sirona accompanies you every step on your journey to your individual digital practice.

Dentsply Sirona

Sirona Dental Systems GmbH
Fabrikstraße 31, 64625 Bensheim, Germany
dentsplysirona.com

Procedural Solutions

Preventive
Restorative
Orthodontics
Endodontics
Implants
Prosthetics

Enabling Technologies

CAD/CAM
Imaging
Treatment Centers
Instruments